

# EN-MOTION TREADMILL





The EN-Motion treadmill is a valuable asset to the physiotherapy and rehabilitation world. An innovative treadmill, ideal for physiotherapy and rehabilitation purposes.

**EN-MOTION GETS THE WORLD MOVING**

The EN-Motion brings together the long-established, reliable Enraf-Nonius quality and the practical experience of the movement specialist: a robust, modern and stylish treadmill that gives unequalled performance, with a strong emphasis on safety and ergonomics in its design. The EN-Motion is a treadmill that perfectly meets the needs and requirements of the movement specialist, now and in the future.



**ENRAF-NONIUS**  
 P.O. Box 12080  
 3004 GB Rotterdam  
 The Netherlands  
 T.: +31-(0)10 - 203 06 00  
 E: info@enraf-nonius.nl  
 www.enraf-nonius.com

**EN-Motion: the ultimate PHYSIO treadmill**

# EN-MOTION TREADMILL

## TECHNICAL SPECIFICATIONS

Power:	230V
Motor:	DC motor, 3.5 Hp
Motor capacity:	2600 W
Min./max. speed:	0.4 - 18 km/hr (in steps of 0.1 km/hr)
Positive slope angle:	0% to +15% (in steps of 0.5%)
Negative slope angle:	0% to -10% (in steps of 0.5%)
Dimensions:	212 x 86 x 148 cm (l x w x h) (Height includes mounted console)
Effective walking surface:	150 x 50 cm
Height of side bars:	76 cm – 93.5 cm (distance from the walking surface to the underside and upper side of the bars respectively)
Height of side bars ('Plus' type):	61 cm – 108.5 cm (distance from the walking surface to the underside and upper side of the bars)
Total setting range ('Plus' type):	30 cm (electrically adjustable).
Step-up height:	12,5 cm ('Standard' and 'Plus' type)
Weight of treadmill:	140 kg ('Standard' type) 155 kg ('Plus' type)
Max. permissible patient weight:	235 kg
Display:	LCD/TFT colour display (with backlight)
Training profiles (fixed programmes):	14
Training profiles (user-defined):	30

The EN-Motion treadmill meets all the requirements of the Medical Devices Directive (MDD 93/42/EEC)

## STANDARD ACCESSORIES

1665751	EN-Motion user manual (EN)
1665802	Hip belt with magnetic emergency stop

## OPTIONAL ACCESSORIES

1665800	Emergency stop (XL emergency stop)
1665801	Ramp
3496839	Polar T31 transmitter
3496840	Elastic band for the Polar T31 transmitter

## OPTIONAL FEATURES

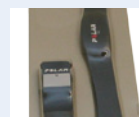
1665803	Step-up aid (set of 2 side supports)
---------	--------------------------------------



1665800



1665801



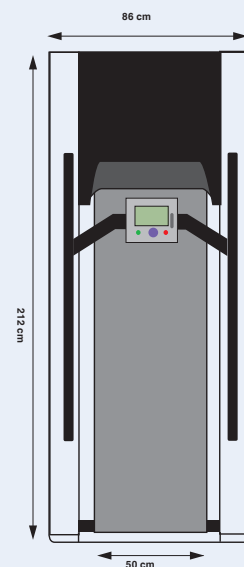
3496839



3496840



1665803



## 1665901 EN-MOTION

230 V (FIXED SIDE BARS)

## 1665905 EN-MOTION

230 V (FIXED SIDE BARS AND STEP-UP AID)

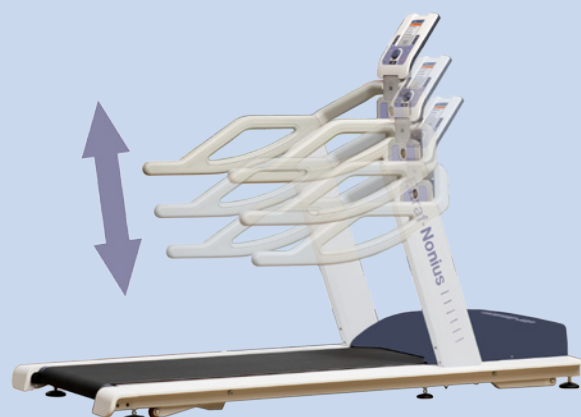


## 1665902 EN-MOTION PLUS

230 V (ELECTRICALLY ADJUSTABLE SIDE BARS)

## 1665906 EN-MOTION PLUS

230 V (ELECTRICALLY ADJUSTABLE SIDE BARS AND STEP-UP AID)



# EN-MOTION TREADMILL

## AUTO SPEED

The EN-Motion has it! The treadmill automatically adjusts to the speed of the user, without the need to press controls. Auto speed ensures the optimum comfort in movement, ideal for exertion tests, such as the 6-minute walking test (6 MWT). Auto speed moves the physiotherapy and rehabilitation process forward!

## TESTS/CLINICAL EVALUATIONS

Besides functional exercise programmes (which can be adapted as required), you can choose from various exercise tests, including the 6 MWT. With the auto speed function, you are guaranteed that this test will be carried out reliably! The test data are compared against standard data and are presented clearly. Make no mistake – you will make great strides in the area of clinimetrics with the EN-Motion.

## LOW THRESHOLD

The first step on the way to recovery is soon made. The EN-Motion has an extremely low step-up height of only 12,5 cm. Unique in physiotherapy and a highly appreciated innovation for patient and therapist.

## PROGRESSIVE SHOCK ABSORPTION (PSA)

PSA is the special method of shock absorption that ensures smooth cushioning at all times. This prevents unnecessary stress on the joints, irrespective of the weight or walking style of your patient. Even the most sensitive patients can manage the EN-Motion without any difficulty.

The belt takes weights up to a maximum of 235 kg.

## USER INTERFACE

The EN-Motion is very user-friendly and has a colour display with strong graphic features. The result: a clear and accurate reflection of your training session or test. Furthermore, it is presented in a very creative and artistic way.

## DUAL SLOPE TECHNOLOGY (DST)

With DST, you can set both positive and negative angles of slope electronically. With the EN-Motion, no mountain is too high.

## SIDE BARS

The handlebars of the EN-Motion have a multi-functional shape. With the electrically adjustable side bars\* the correct height is quickly found. Because of the open design, observation of the walking pattern is made easy.

## QUIET MOTOR

The EN-Motion has a powerful but quiet motor.



## EN-TRACK

Do you work with EN-Track? In that case, the EN-Motion is the perfect treadmill for you, too. With the familiar chip card, the EN-Motion is quick and easy to control. Patient-related training and test results are stored automatically. EN-Track software facilitates 'remote personal assistance'!

## MDD

Naturally, the EN-Motion meets the medical guidelines (Medical Device Directives) and guarantees medically responsible therapy and a high degree of safety.

**TAKE A STEP FORWARD. STEP OVER TO EN-MOTION!**

# EN-MOTION TREADMILL

## AUTOSPEED

Auto speed is the revolutionary automatic speed adjuster for maximum comfort of movement. The EN-Motion adapts to the speed of the user. Want to walk faster or slower? The EN-Motion motion sensor quickly and effectively translates this into your ideal walking speed. Without any action from you – apart from walking at a pace that is comfortable for you!



## LOADS UP TO 235 KG

With a maximum admissible patient weight of 235 kg, the EN-Motion is the ideal treadmill to meet the guidelines on the treatment of obesity. For extra support and guidance the patient and the therapist can walk together on this revolutionary machine.



## FROM SLOW TO FAST

With a speed range of between 0.4 km per hour to 18 km per hour (adjustable in steps of 0.1 km per hour), the EN-Motion is very versatile, not only in the area of patient treatment, but also with regard to preventive training (physiotherapy fitness). For young and old, big and small!



## CLEAR CONTROL PANEL

The control panel is very clear, with a switch and a couple of buttons to quickly and easily select functions or start the therapy or test. The intuitive controls concept ensures that no time is wasted and no confusing information is given. The EN-Motion is always ready for you!





# EN-MOTION TREADMILL

## DUAL SLOPE TECHNOLOGY (DST)

With one press on the button, you set the desired slope angle (inclination). With DST you can not only set positive slope angles (to +15%), but also negative slope angles (to -10%). Ideal for concentric and eccentric muscle training.



## TEST PROTOCOLS

The EN-Motion has various protocols as standard for purposes of exertion testing, including the 6-minute walking test (6MWT). It supplies reliable and detailed test data that are at the same time easy to interpret. It makes it simple to collect objective data for purposes of clinimetrics.

## EXERCISE PROTOCOLS

As well as working with fixed protocols (14), you can define and save a maximum of 30 personal exercise protocols.

## EXTREMELY LOW STEP-UP HEIGHT

With the extremely low step-up height of only 12,5 cm, the EN-Motion is the most accessible medical treadmill in the world.



## EN-TRACK SOFTWARE

The EN-Motion is operated with EN-Track software for patient-related and documented testing and training. With the security of 'remote assistance'.



# EN-MOTION TREADMILL

## ELECTRICALLY ADJUSTABLE SIDE BARS\*

Need to set the ideal height quickly and easily for patients who require temporary (partial) weight support? No problem for the EN-Motion! With a wide range of settings, the EN-Motion is ideally suitable for children as well as for very tall adults.

\* = Only on the EN-Motion Plus model



## TFT COLOUR SCREEN

For crystal clear images and legible information. Clear to both patient and therapist. The unique graphic reproduction guarantees motivating training sessions!



## MULTIFUNCTIONAL HANDLEBARS

Multifunctional side bars (handlebars): thanks to the special shape and materials used, the multi-grip not only feels comfortable and safe, but also provides enough support and security to every patient.



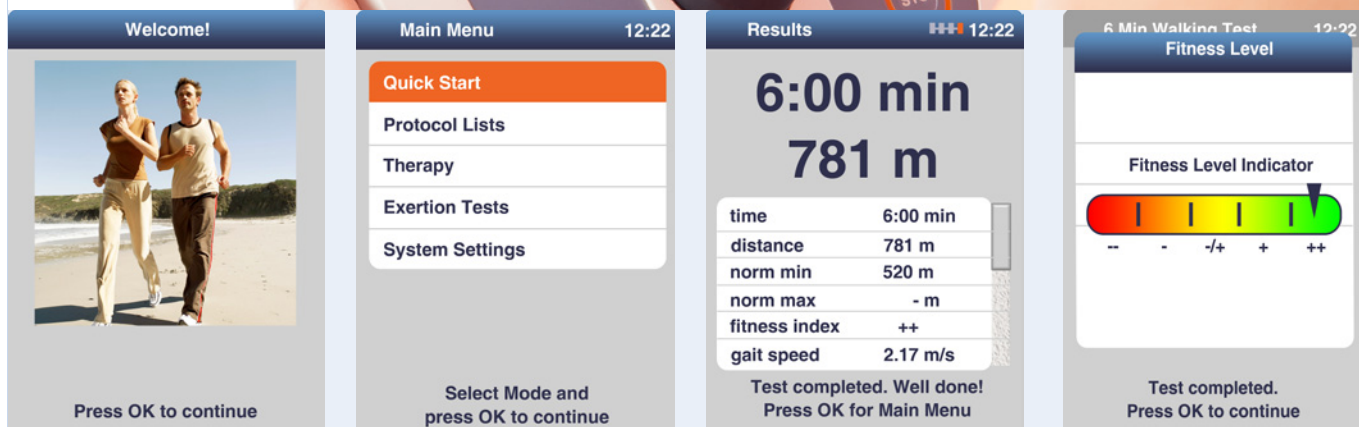
## DESIGN AND FUNCTIONALITY

The EN-Motion, with its sturdy, robust appearance, will be a real asset to your practice. This is a stylish treadmill that attracts attention, not because of the noise it makes (it has a very quiet motor), but because of its design and performance.





# EN-MOTION TREADMILL



**Control console** User-friendly  
 Ergonomic Full colour **Clear information**  
 High resolution TFT Crystal clear images  
**Presentation of test results**  
 Chip card operation Graphic exercise profiles